



CAPITAL 200 MC



DESCRIPTION

Responding to aesthetic appeal and chromatic adaptability criteria, CAPITAL 200 MC features multichip LEDs, which enhance seamless light distribution and smooth colour transitioning. Allowing a perfect blending in every architectural background through its eye-catching design and extremely sleek profile, CAPITAL 200 MC delivers a powerful output from a compact body with outstanding performances.

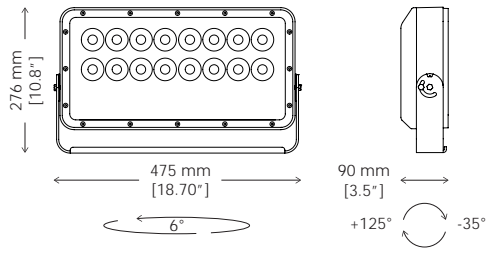
MAIN FEATURES

- Max. delivered lm output: 11689 lm / 74 lm/W
- Size: (HxWxD) 276x475x90 mm / 10.8x18.7x3.5"
- Control system: DMX-RDM, DALI DT8, DALI, remote wireless data
- Medium-sized floodlight fitted with multichip LEDs

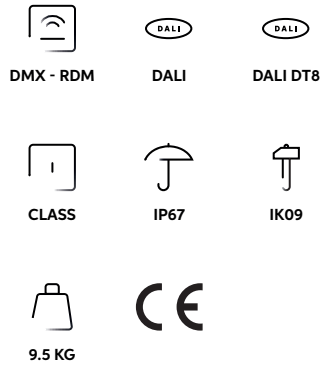
LED COLOUR CONFIGURATIONS



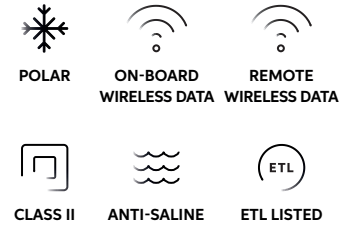
CAPITAL 200 MC



FEATURES




OPTIONS




LED COLOUR CONFIGURATIONS



FINISHES



MORE INFO



CODES

AL5011 CAPITAL 200 MC
AL5013 CAPITAL 200 MC POLAR EDITION

PERFORMANCE

	WATT	MAX LM OUTPUT	LM/WATT
CAPITAL 200 MC RGBW	159	6876	43
CAPITAL 200 MC DW	159	11689	74

BEAM ANGLE REFERENCE

	RGBW	DW
SPOT	7°	7°
NARROW	10°	10°
MEDIUM	23°	23°
WIDE	35°	35°



Ecuador – Cathedral of the Immaculate Conception, Cuenca